

## Coherent control of exciton in a single quantum dot using a high-resolution Michelson interferometer

T. Okada<sup>1,2,3</sup>, K. Komori<sup>2,3</sup>, K. Goshima<sup>2,3</sup>, S. Yamauchi<sup>2,3</sup>, T. Sugaya<sup>2,3</sup>,  
O. Yamazaki<sup>4</sup>, T. Hattori<sup>4</sup>

<sup>1</sup>Tokai University Junior College, Department of Communications Engineering  
2-3-23, Takanawa, Minato-ku, Tokyo 108-8619, Japan

Phone: +81-3-3441-1171, E-mail: takumi@ttc.u-tokai.ac.jp

<sup>2</sup>National Institute of Advanced Industrial Science and Technology (AIST)  
1-1-1, Umezono, Ibaraki 305-8568, Japan

<sup>3</sup>CREST, Japan Science and Technology Corporation (JST)  
4-1-8, Honcho, Kawaguchi, Saitama 332-0012, Japan

<sup>4</sup>University of Tsukuba, Institute of Applied Physics  
1-1-1, Tennoudai, Ibaraki 305-8573, Japan

### 1. Introduction

Ultrafast phase-locked spectroscopy using a coherent control technique has been reported for studies of the ultrafast carrier dynamics of excitons in semiconductor quantum wells (QWs) and quantum dots (QDs)[1][2]. The coherent control of excitons in QWs and QDs is very attractive for application to novel ultrafast device such as ultrafast all-optical switches, and semiconductor quantum information devices. We have already reported the coherent carrier dynamics of quantum well and quantum wire [3].

In the coherent control experiment, it is very important to stabilize a relative phase of double pulses correctly. In this paper, we developed a high-resolution Michelson interferometer with He-Ne laser positioning

system, and measured the coherent carrier dynamics of a single InAs self-assembled quantum dot (SAQD) using a micro-spectroscopy system.

### 2. The high-resolution Michelson interferometer and Micro-spectroscopy System

Figure 1 shows the high-resolution Michelson interferometer with He-Ne laser positioning system, where a mode-locked Ti:sapphire laser with a pulse duration of 2.7ps was used for the input pulse. Output pulse pair with a certain delay between them were generated by a high-resolution Michelson interferometer, where the pulse motor stage (0.05 $\mu$ m/step) and a piezoelectric actuator stage (0.69 nm/step) were used.

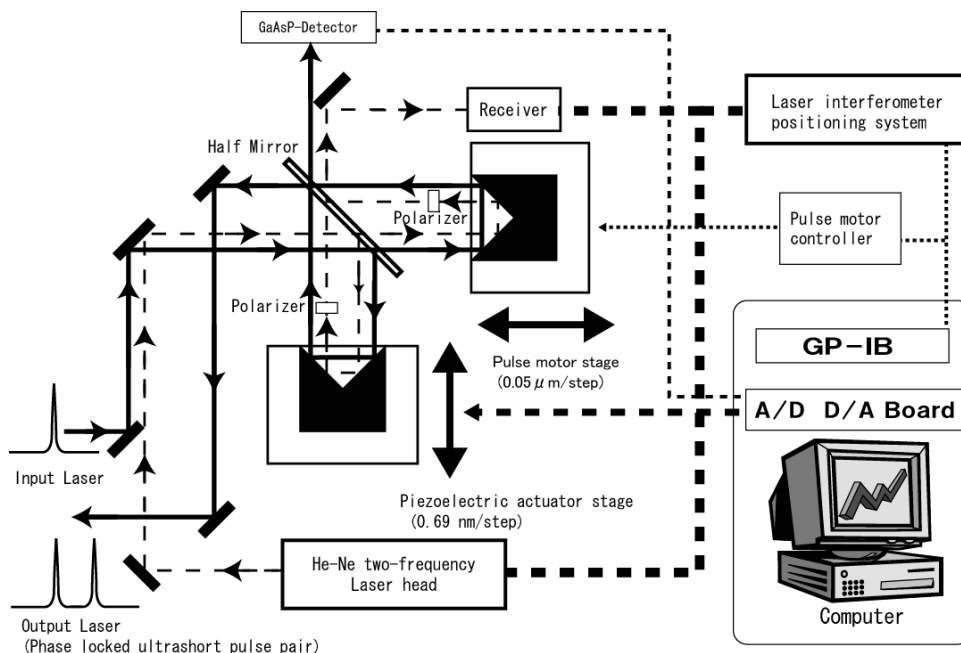


Fig.1 The high resolution Michelson interferometer with He-Ne laser positioning system. A solid line shows the path from the modelocked laser. A dotted line shows the path from He-Ne two-frequency laser. To stabilize the relative phase of the pulse pair, we monitored the laser interferometer positioning system with He-Ne two-frequency laser, and the piezoelectric actuator stage was controlled by computer in real time.

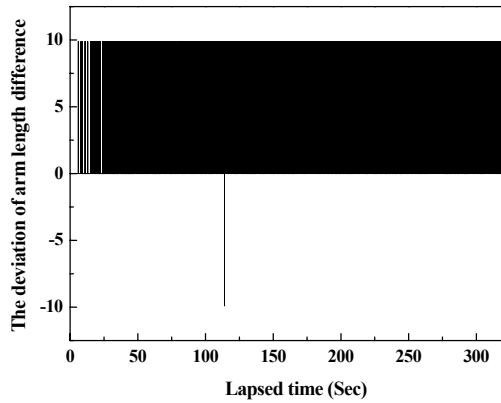


Fig. 2 The deviation of arm length difference in Michelson interferometer.

To stabilize the relative phase of the pulse pair, we monitored the laser interferometer positioning system with He-Ne two-frequency laser, and the piezoelectric actuator stage was controlled by computer in real time. Figure 2 shows the deviation of arm length difference in Michelson interferometer. Stabilization of phase locked double pulse was realized for a long time. The maximum deviation was 10nm which is limited by the resolution of this He-Ne laser positioning system.

The output pulse pair passed through the spatial filter were reflected at a half mirror and collimated by an object lens onto a sample. The beam diameter was  $1.7\mu\text{m}$  on the sample.

The photoluminescence (PL) from the sample passed through the half mirror and was detected by a monochromator and a liquid nitrogen cooled CCD camera.

### 3. Experimental Result

Figure 3 shows the micro photoluminescence excitation (PLE) spectra of a single InAs SAQD which grown by

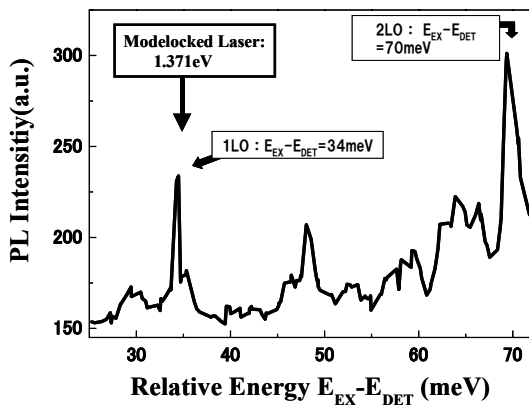


Fig.3 Micro photoluminescence excitation (PLE) spectra of a single InAs SAQD. The detected PL photon energy of a Q-dot is  $E_{\text{DET}}=1.337\text{eV}$ .

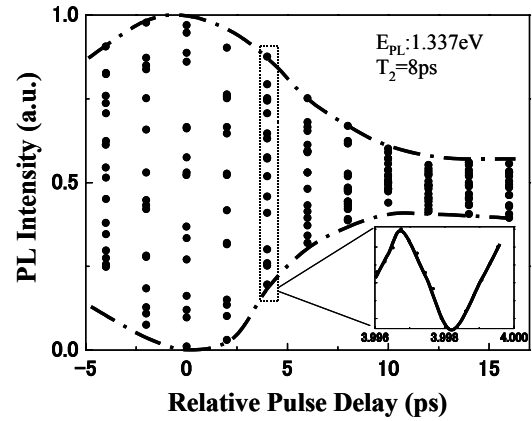


Fig.4 Oscillation amplitude of the time integrated PL as a function of relative time delay. The inset shows an expanded view around 4ps.

MBE. The detected PL photon energy of a Q-dot is  $E_{\text{DET}}=1.337\text{eV}$ . The PLE peak attributed to 1LO phonon was located at the relative energy of  $E_{\text{EX}}-E_{\text{DET}}=34\text{meV}$ . In the coherent control experiment, the mode-locked laser energy was turned to the 1LO phonon energy level.

Coherent control of an InAs SAQD was demonstrated by the micro-spectroscopy system with the high-resolution Michelson interferometer. Figure 4 shows the amplitude of oscillation in integrated PL as a function of relative time delay. The exponential fit yields the decay time of resonance to be about  $T_2=8\text{ps}$ , which is close to that estimated from the homogeneous linewidth in the PLE spectrum.

### 4. Conclusions

We developed a high-resolution Michelson interferometer with the He-Ne laser positioning system, and measured the coherent carrier dynamics of a single InAs SAQD using the micro-spectroscopy system.

Stabilization of phase locked double pulse was realized with the maximum deviation below 10nm.

The amplitude of oscillation in integrated PL as a function of relative pulse delay was observed. The exponential fit yields the decay time of resonance to be about 8ps, which is close to that estimated from the homogeneous linewidth in the PLE spectrum.

### References

- [1] N. H. Bonadeo, J. Erland, D. Gammon, D. Park, D.S. Katzer, and D.G. Steel, Science 282, 1473 (1998).
- [2] H. Kamada, H. Gotoh, J. Temmyo, T. Takagawara and H. Ando, Phys. Rev. Lett. 87, 246401 (2001).
- [3] K. Komori, G. Hayes, T. Okada, B. Deveaud, X.L. Wang, M. Ogura and M. Watanabe, Jpn. J. Appl. Phys. 41 (2002) 2660